

## Year 3 – INFORMATION FOR TERM 2

### **If you want to contact us, you can:**

- Email or call the school office (this is usually the quickest option)
- Email us directly using [year3@fva.clf.uk](mailto:year3@fva.clf.uk) which is checked once a week
- Speak to us face to face at the end of the day once all of the children have been collected.

### **Please use the following link for home learning tasks and other useful class information:**

<https://fromevalecitizens.wordpress.com/year-3/>

Dear Parents/Carers,

I hope you had a wonderful half term break. I am very excited to be teaching Year 3 this year, and I am really looking forward to welcoming the children back into the classroom. If you have any questions or queries, please catch me at the beginning or end of the school day or contact the office for an appointment. I will be more than happy to chat with you.

You can keep up-to-date with our learning and any news by following the Year 3 twitter account (@3\_fva).

### **We are Readers**

Your child should continue to bring in their reading book and reading record every day.


- You should read with your child at least **2 times a week and record the date, title (book or other read material) and your comment.**

*Research shows us that parental engagement is consistently associated with pupils' success at school. Two recent meta-analyses suggest that increasing parental engagement in primary and secondary schools had on average **two to three months' positive impact and progress (EEF, 2020).***

- **Though this is not a typical occurrence at Frome Vale Academy, if there is an insufficient number of reads recorded in the reading log (less than 2) or the reading log is not available at school, children will catch up on their reading over lunchtime on Friday, where they will be supervised by an adult while reading their levelled book, after they have enjoyed their school dinners and packed lunches. This procedure is part of our KS2 reading and home learning policy.**
- If your child reads **4 times a week** they will get a house point, so this is something to aim for on a weekly basis as all 'houses' work towards various rewards throughout the year.
- Please make sure that your child brings their book bag, reading log and reading books every day.
- There are some home reading support materials attached to this newsletter.

### **We are Writers**

In Term 2, we will be reading 'Winter's Child' by Angela McCallister.



We will be writing innovated narratives, based on 'Winter's Child', by adapting and changing the story.

Throughout the term, we will continue learning how to effectively use subordinate clauses and fronted adverbials of manner, place and time. We will also begin learning how to write direct speech using inverted commas.

For our non-fiction focus later this term, we will work towards writing instructions, focusing on using adverbs and imperative verbs.

### **We are Athletes**

PE will still be taught on Mondays and Fridays. Please ensure that children have a PE kit in school on that day. Kit can be left in school or taken home, whichever you prefer. Please label all items of clothing.

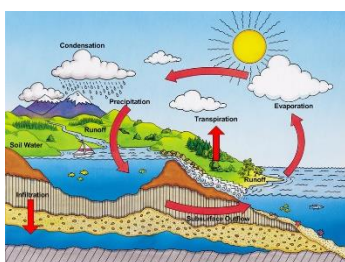
### We are Geographers

In Geography, we will be learning about the counties and significant cities in the South-west. We will identify and compare a variety of human and physical landmarks such as the Clifton Suspension Bridge and Cheddar Gorge. We will build our skills as geographers by using compasses and a range of maps to support us.

### We are Scientists

In Science, we will be learning about the water cycle. We will be investigating condensation and evaporation, measuring temperature, classifying clouds, and investigating the three states of matter: solids, liquids and gases.

We will continue learning how to plan, carry out and review fair tests as scientists.



### We are Designers

This term we are going to be exploring mechanisms. We will be designing and making a purposeful system using mechanisms such as levers, pulleys, linkages and ramps.

### We are Mathematicians

In Maths this term we will be continuing our work on addition and subtraction. We will be carrying on learning to use mental and written methods to solve addition and subtraction calculations involving 3-digit numbers. We will be particularly focusing on using these skills to solve word problems.

Later in the term we will focus on multiplication and division. We will revisit multiplication and division facts for the 2, 5 and 10 times tables. Then we will learn to multiply and divide using the 3, 4 and 8 times tables.

By the end of year 3, your child should know their 1, 2, 3, 4, 5, 8 and 10 times tables and related division facts so we will be practising our times tables on a weekly basis playing TTRS and daily in 'Mathsmagicians' sessions.

Please practise on TTRS using your individual log-in details at least twice a week.

<https://trockstars.com/>

### We are Frome Vale Citizens

This term's learning behaviour is Collaboration. Our Jigsaw focus this term is 'Celebrating Difference', where children will understand that all individuals and families are different. They will learn to solve conflicts as Frome Vale Citizens.

### We are Home Learners

#### The Love of Learning

In addition to home reading, your child will have **Love of Learning** tasks to complete each week, in order to support and enrich their learning in school.

You can access your child's home learning tasks by following the link to the year 3 WordPress page:

<https://fromevalecitizens.wordpress.com/year-3/>

-Every Friday, your child will receive 1 task linked to their reading, 1 task linked to the wider curriculum or maths and a spelling task. They will complete these tasks in their 'Love of Learning' books every week and return these to their teacher by the following Friday.

**-Though I am absolutely certain that Year 3 children will be receiving the highest level of home support and engagement, if the Love of Learning tasks are not handed in or completed by Friday (or another day specified on the Love of Learning page), they will complete these independently over lunchtime on Friday, where they will be supervised by an adult after they have enjoyed their school dinners and packed lunches. This procedure is part of our KS2 reading and home learning policy designed to encourage independence, responsibility and KS2 and KS3 'readiness'. It is our expectation that Year 3 children will be able to fully engage with all Love of Learning tasks independently by the beginning of Year 3.**

## 7 Top Tips to Support Reading at Home

Shared reading is a great way to develop children's language and communication and to boost their reading skills. Regular reading routines can offer lots of opportunities for learning during school closures.

- 1** Concentrate on reading quality (it isn't all about reading lots!)



Don't worry too much about the 'what' and 'how' of reading each day. Books are great—but leaflets, comics, recipes and instructions on a webpage can all be great too. Following a recipe to make some cupcakes is valuable reading. Be on the lookout for reading, wherever it is!

- 2** Ask your child lots of questions



All reading matters. Shared reading is about 'reading with', not just 'reading to' (even for older children). So, ask lots of 'Wh' questions, such as Who? What? When? Where? Why? Try them when talking about books: for example, 'what do you think Harry is feeling?'

- 3** Ask your child to make predictions about what they have read



If it is a book, look at the front cover—or the last chapter—and talk about what might happen next. Look for clues in the book and be a reading detective! For example, 'can you see the bear on the front cover? Where do you think he will go?'

- 4** Ask your child to summarise what they have read



When you've finished reading, talk about what happened. Acting out the things that happened in the story or describing the big idea of a chapter is really fun and maximises learning. For example, 'can you remember all the things that happened on the bear hunt?'

- 5** Ask your child to write about what they have read



Write, or draw pictures, from anything you've read! Big writing and pictures are even more fun. For example, use an old roll of wallpaper to make a treasure map with clues from the stories you've read together.

- 6** Read and discuss reading with friends or family



Make books a part of the family. Encourage your child to share them with a relative or friend, over a video call. Laugh about them when you are making meals together. For example, 'I hope the tiger doesn't come to tea today!'

- 7** Maintain the motivation to read



Talk about the joy of reading whenever you can. Your child is on an amazing journey to becoming a reader. Put them in the driving seat and have fun on the way! For example, 'choose your favourite story for bedtime tonight.'

HELPING HOME LEARNING  
Reading with TRUST

Enjoy reading with TRUST




T Take turns to make predictions




R Recap to check ideas & understanding



U Use encouragement and praise



S Share prior knowledge & past experiences



T Tune-in and listen. Be curious with your child

