

Year 3 – INFORMATION FOR TERM 2

If you want to contact us, you can:

- Email or call the school office (this is usually the quickest option)
- Email us directly using year3@fva.clf.uk which is checked once a week
- Speak to us face to face at the end of the day once all of the children have been collected.

Please use the following link for home learning tasks and other useful class information:

<https://fromevalecitizens.wordpress.com/year-3/>

Dear Parents/Carers,

I hope you had a wonderful half term break. I am really looking forward to welcoming the children back into the classroom. If you have any questions or queries, please catch me at the beginning or end of the school day or send me an email.

You can keep up-to-date with our learning and any news by following the Year 3 twitter account (@3_fva).

We are Readers

Your child should continue to bring in their reading book and reading record every day.

- You should read with your child at least **2 times a week and record the date, title (book or other read material) and your comment.**
- If your child reads **4 times a week** they will get a house point.
- Please make sure that your child brings their book bag, reading log and reading books every day.

We are Athletes

PE will continue to be taught on Mondays and Fridays. Please ensure that children have a PE kit in school on that day. Kit can be left in school or taken home, whichever you prefer. Please label all items of clothing.

We are Mathematicians

In Maths this term we will be continuing our work on addition and subtraction. We will be carrying on learning to use mental and written methods to solve addition and subtraction calculations involving 3-digit numbers. We will be particularly focusing on using these skills to solve word problems.


Later in the term we will focus on multiplication and division. We will revisit multiplication and division facts for the 2, 5 and 10 times tables. Then we will learn to multiply and divide using the 3, 4 and 8 times tables.

By the end of year 3, your child should know their 1, 2, 3, 4, 5, 8 and 10 times tables and related division facts, so we will be practising our times tables on a weekly basis playing TTRS and daily in 'Mathsmagicians' sessions. Please practise on TTRS for at least 20 minutes each week. If you need your child's login details, please ask me.

<https://trockstars.com/>

We are Writers

In Term 2, we will be reading 'Winter's Child' by Angela McCallister.



We will be writing innovated narratives, based on 'Winter's Child', by adapting and changing the story.

Throughout the term, we will continue learning how to effectively use subordinate clauses and fronted adverbials of manner, place and time. We will also begin learning how to write direct speech using inverted commas.

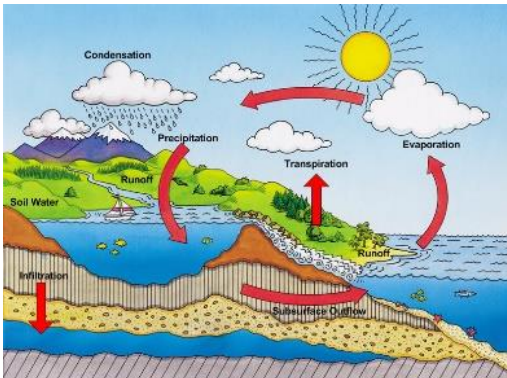
For our non-fiction focus later this term, we will work towards writing a recount.

We are Geographers

In Geography, we will be learning about the counties and significant cities in the South-west. We will identify and compare a variety of human and physical landmarks such as the Clifton Suspension Bridge and Cheddar Gorge. We will build our skills as geographers by using compasses and a range of maps to support us.

We are Scientists

In Science, we will be learning about the water cycle. We will be investigating condensation and evaporation, measuring temperature, classifying clouds, and investigating the three states of matter: solids, liquids and gases. We will continue learning how to plan, carry out and review fair tests as scientists.



We are Frome Vale Citizens

This term's learning behaviour is **Collaboration**. This term's value is **Thankfulness**. Our Jigsaw focus this term is 'Celebrating Difference', where children will understand that all individuals and families are different. They will learn to solve conflicts as Frome Vale Citizens.

Love of Learning

Every week you should:

- Read **at least** twice (children who read 4 times will receive a house point)
- Practise your weekly spellings
- Spend 20 minutes on Times Table Rockstars

Over the course of the term, you can also have a go at a task from the Love of Learning grid. You can bring your projects in during the last week of term. *Weekly homework tasks will not be set in addition to this.*

You can find this term's spelling lists and the Love of Learning grid on the Year 3 wordpress page: <https://fromevalecitizens.wordpress.com/year-3/>

Your child will also be given a printed copy of this. If you require another printed copy at any point in the term, please ask.

7 Top Tips to Support Reading at Home

Shared reading is a great way to develop children's language and communication and to boost their reading skills. Regular reading routines can offer lots of opportunities for learning during school closures.

- 1** Concentrate on reading quality (it isn't all about reading lots!)



Don't worry too much about the 'what' and 'how' of reading each day. Books are great—but leaflets, comics, recipes and instructions on a webpage can all be great too. Following a recipe to make some cupcakes is valuable reading. Be on the lookout for reading, wherever it is!

- 2** Ask your child lots of questions



All reading matters. Shared reading is about 'reading with', not just 'reading to' (even for older children). So, ask lots of 'Wh' questions, such as Who? What? When? Where? Why? Try them when talking about books: for example, 'what do you think Harry is feeling?'

- 3** Ask your child to make predictions about what they have read



If it is a book, look at the front cover—or the last chapter—and talk about what might happen next. Look for clues in the book and be a reading detective! For example, 'can you see the bear on the front cover? Where do you think he will go?'

- 4** Ask your child to summarise what they have read



When you've finished reading, talk about what happened. Acting out the things that happened in the story or describing the big idea of a chapter is really fun and maximises learning. For example, 'can you remember all the things that happened on the bear hunt?'

- 5** Ask your child to write about what they have read



Write, or draw pictures, from anything you've read! Big writing and pictures are even more fun. For example, use an old roll of wallpaper to make a treasure map with clues from the stories you've read together.

- 6** Read and discuss reading with friends or family



Make books a part of the family. Encourage your child to share them with a relative or friend, over a video call. Laugh about them when you are making meals together. For example, 'I hope the tiger doesn't come to tea today!'

- 7** Maintain the motivation to read



Talk about the joy of reading whenever you can. Your child is on an amazing journey to becoming a reader. Put them in the driving seat and have fun on the way! For example, 'choose your favourite story for bedtime tonight.'

Enjoy reading with TRUST



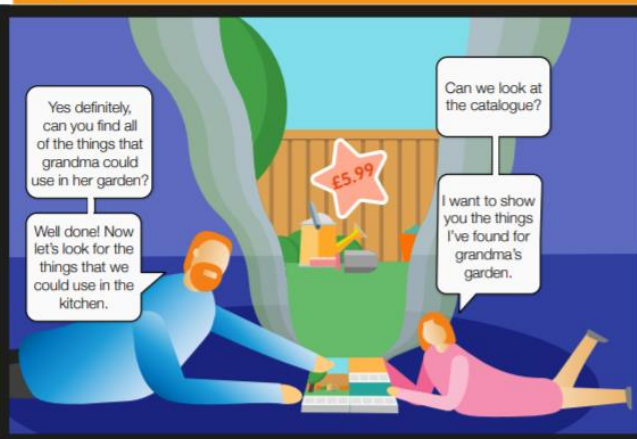
T Take turns to make predictions




R Recap to check ideas & understanding



U Use encouragement and praise



S Share prior knowledge & past experiences



T Tune-in and listen. Be curious with your child

