

Year 3 Term 3

Year three

Welcome to term 3.

I hope you all had a relaxing break and are feeling excited ahead of starting our third term.

Here is a list of the staff working in year three:

Miss Chalmers (Class Teacher)

Miss Nightingale

(1:1 Teaching Assistant)

Miss Warwick (Teaching Assistant and PPA cover)

If you need to talk to the class teacher, please feel free to email or otherwise arrange a time to have a talk.

Email: year3@fva.cfb.uk

Mathematics

This term we will be continuing to focus on multiplication and division.

Towards the end of term, we will explore money and statistics.

We will also be continuing to enjoy playing Times Table Rock Stars both in school and at home.






English

We will start this term by exploring the text ‘Ice Palace.’

We will be using this text to help us develop our narrative and nonfiction writing skills. We will be writing a diary entry and a newspaper report.

We will continue to develop spelling strategies, grammar and punctuation skills.



PE	Reading	Homework
<p>This term, PE will be taught on Wednesday afternoons by the class teacher.</p> <p>Please could you kindly ensure that PE kits are kept in school. The school PE kit includes a pair of black shorts or jogging bottoms, a white t shirt and black trainers or daps.</p> 	<p>We encourage you to read with your child every day. Please read and sign the reading log at least 2x per week.</p> <p>Reading is incredibly important in developing your child’s literacy skills.</p> <p>It is important that logs and reading books are in school every day and they will be checked weekly.</p> 	<p>You will be able to support your child by helping them to complete the weekly homework, which will be posted every Friday on our wordpress site.</p> <p>It would be greatly appreciated, if the red home learning books, could be returned by each Thursday.</p> <p>https://fromevalecitizens.wordpress.com/year-3/</p>
	<p>General information</p> <p>Please make sure that all of your child’s clothing is named. It is easy to return found jumpers and coats if they are named.</p> <p>Please provide your child with a water bottle, so they can bring plain water into school.</p> <p>The academy has a website and a twitter feed, which is regularly updated with both information and pictures. www.fromevaleacademy.co.uk/ http://twitter.com/frome_vale?lang=en</p>	

Year 3 Suggested Home Learning grid

Mr Fossard's



Ways to practise spelling at home

<p>Pyramid Write each word starting with one letter only and then with each new line add another letter.</p> <p>P Pa Pai Pais Pyram Pyramid Pyramid</p>	<p>ABC order Write all the words in your spelling list in alphabetical order.</p>	<p>In the spotlight! Write each word and use a red pencil for the vowels.</p>
<p>Take three Practise writing out each word three times.</p>	<p>Rainbow letters Write your spelling words using coloured pencils.</p>	<p>Spelling test Look, say, cover, write check!</p>
<p>Segment Write each word and separate it into phonemes.</p>	<p>Hide and seek! Can you hide your spelling words in a picture?</p>	<p>Newspaper Can you find your spelling words in a newspaper or a magazine?</p>

Words can also be practised in the car, in the bath, using chalk outside, using sticks in the mud etc. The options are endless! Be creative and have fun learning!